

Prentice Revisited

JANUARY 1991


*A review of the
activities and
initiatives at the
Prentice
Computer
Centre
for the year 1990*

PCC Opens Doors to Undergraduates... ...With the PC Lab

On 1 October last year, the Prentice Computer Centre opened its new PC Laboratory housing 60 computers for use in University teaching. Its aim is to provide a computing and printing service for students and staff.

The opening of the lab was the result of months of work by the Centre's staff, in particular *John Currie* and *Denis Antonellie* and the staff of the PC Support Group. *Wilfred Brimblecombe* has now assumed operational responsibility for the lab.

Initial funding for the lab was received from the University, but the lab aims to be self funding over time. Interest in the laboratory has exceeded expectations. Students can use a computer including software for \$2 per hour. Popular software such as *WordPerfect*, *Microsoft Word*, *Works*, and *Excel* is installed on the computers.



Printing in the lab is on high quality laser printers. Laser printed assignments can replace handwritten ones! A binding service is available for assignments and reports.

The lab contains a mix of state-of-the-art IBM compatible and Macintosh LC colour

computers. Attached to the lab are two teaching rooms; a PC room and a Macintosh room. Departments can book either of these rooms for lectures or tutorials.

PC Lab hours are Monday to Friday, 8.30 am to 10.30 pm during semester, and 8.30 am to 4.30 pm during breaks.

...And Other Student Services

The introduction of the PC Lab is only one service the Prentice Computer Centre is offering to undergraduate students.

In July last year, the Prentice Computer Centre offered its first wordprocessing course for undergraduate students.

The wordprocessing package used in undergraduate courses is one element of *Microsoft Works*. *Works* is a popular, easy to learn package which students can use in the PC Lab or purchase for their home computer. The courses are held in the PC Lab.

Students with home computers and a modem now have access to the

University Library's catalog via the campus computer network, *UQnet*. Students also have the capability of accessing other tertiary institutions throughout the world using *UQnet*.

1991 will see the introduction of more student services from The Prentice Centre.

From the Director...

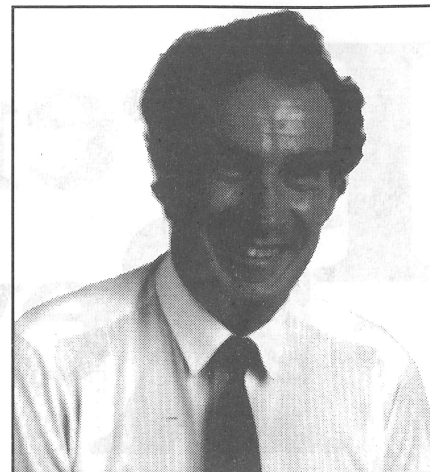
A Centre such as ours must fulfill two key roles within the University.

The first is to provide services to meet the developing needs of the staff and students. In this regard 1990 has really been a vintage year with an extensive range of new services released. These are detailed in this review. In particular I believe that the new PC Lab will quickly become a key resource of the University. Our second role is to introduce new technologies and innovative services to the campus to help maintain the position of this University as the leading University in the State and one of the foremost in Australia. The Centre's work in computer networks epitomizes this role, with the release of Directory Services on the network in January 1991

being the next stage of this type of development. In fact, because of its advances in this area, the Centre has been commissioned to provide the Directory Services for the whole AARNet.

January 1991 also sees the amalgamation of the Prentice Computer Centre and the Division of Audio-Visual Services into a single organisation "The PC". This is an exciting change for both groups and one which will promote the merging of technologies.

The Central Video Replay System, now installed in many lecture theatres is but the first example of such a merge; a major project commencing this year is the development of remote video teaching services requiring both video and communications technologies.



Most importantly, however, the management philosophy will apply across the new organisation to bring new, advanced integrated services to the University.

Housekeeping

The Prentice Computer Centre had some housekeeping changes last year.

With the completion of the new Hawken Building, the Engineering Faculty moved out of its old home and into its new one, leaving the Prentice Computer Center the main occupant of Building 42. With the move, the Hawken building was renamed the *Prentice Building*.

The Prentice Computer Centre moved

out of the huts which TEDI now occupies behind the Physics building. The huts housed the Centre's training rooms. These training rooms are now located on Level 3 of the Prentice Building. Network Engineering also vacated the huts, and is now situated on Level 5.

The PC Support Group was moved to Level 2 (Ground floor) to provide easier access especially for those clients bringing their computers to the group for repair. The PC Support Group's position is also convenient to the PC Lab.

The Program Library and Systems Software staff are now located on Level 4.

With the amalgamation of the Prentice Computer Centre and the Division of Audio-Visual Services (DAVS), many DAVS staff relocated to the *Prentice Building*.

The following is a summary of where each of The Prentice Centre sections is located as at the start of 1991, but this may change during the year with the restructuring of The Prentice Centre:

Director	Level 3
Deputy Director	Level 5
Finance and Administration	Level 4
User Liaison and Marketing	Level 4
Central Computing Services	
Accounts	Level 2
Help Desk	Level 2
Operations	Level 2
PC Lab	Level 2
Program Library	Level 4
Systems Software	Level 4
Information Technology Services	
Applications Development	Level 4
Data Entry	Level 4
Training Rooms	Level 3
Media Production	
Graphic Design	Level 5
Photography	Physics Building
TV Production	Avalon Theatre
Network Engineering	
Central Maintenance	Level 1
Communications	Level 5
CDN	Level 1
Technical Services	
PC Maintenance	Level 2
TV Maintenance	Avalon Theatre
Audio-Visual Pool	Level 1
Central Video Replay System	Level 2
Lecture Room and Conference Services	Level 1

In this Issue...

PCC Opens Doors to Undergraduates

With the PC Lab	1
And Other Student Services	1

From the Director

Housekeeping

PCC Amalgamates with Audio-Visual Services

Network News

The University's Networks	4
Access to UQ Library Catalog	5
Directory Services Introduced	5

New Services from

Central Computing Services

Typesetting	6
Scanning	7

The Big Computers

KL Days are Numbered	8
Goodbye VAX 11/780, Hello Sun	8
Farewell Card Reader	8

The Little Computers

The PC Support Group Team	9
Software Discounts	9

What we've done in Information Technology Services

Training Courses in 1990

Expo-Uni Involvement

Looking to 1991

Amalgamation with DAVS	11
PC Lab for Students	11
Directory Services Introduced	11
AARNet National	
Directory Services Project	11
Medical School Interactive	
Video Teaching System	11
Wordprocessing courses	
for undergraduates	11
New Computers installed	
early in 1991	12
The Prentice Centre Shop	12
Leo Howard Involvement	11
Orientation Week Plans	11

Prentice Computer Centre amalgamates with Audio-Visual Services

The last quarter of 1990 was a busy time for the Prentice Computer Centre and the Division of Audio-Visual Services. We have merged to form **The Prentice Centre**.

The official date for us to become one big happy family was 1 January 1991, but much preparatory work was needed.

The Prentice Centre unites users of similar technology previously separated by organisational boundaries. The Centre is the focus for computing and allied technology on and off the St Lucia campus. A wide range of services is available to staff and students, as well as Corporate Services such as Network infrastructures and Lecture Room services. The total amalgamation will be gradual but there are some immediate changes.

The Division of Audio-Visual Services has four sections which amalgamate with the Prentice Computer Centre to form the new organisation. There are areas of overlap so they have required restructuring. Some sections remain the

same. Other sections have been created or modified. From 1 January 1991, the initial Prentice Centre sections are:

- Central Computing Services,
- Finance and Administration,
- Information Technology Services,
- Media Production,
- Network Engineering,
- Technical Services.

The Specialist Medical and Dental Photographers have been transferred to the control of the Health Sciences Group and are not part of The Prentice Centre.

As services are examined, there will be some restructuring of the organisation to rationalise functions and improve the efficiency of our services. There are already plans for another section, Multimedia Technologies.


A small group of staff will be drawn from both the computing and audio-visual areas into this new section to develop skills and new services in computer graphics and multimedia presentations. Multimedia Technologies

will establish a computer graphics laboratory for academic use, it will set up the remote video teaching trial for the medical faculty, and it will develop and trial electronic presentation systems for lecture theatre use.

The Prentice Centre will be housed in the Prentice Building (building number 42 on University maps). The Graphic Design Unit, and the Audio-Visual Equipment Pool were moved into the building prior to Christmas. Plans are underway to move the Photography Unit, TV Production staff and Television Maintenance staff in the future.

The amalgamation will introduce a move to real money charging for many services previously available on a "no charge" basis. This means The Prentice Centre will have to recover the money it costs to provide services. Services previously free or subsidised will gradually move to full cost recovery.

The Prentice Centre will strive for advanced technology and increased efficiency to provide new and better services for the University.



The Central Video Replay System in the Undergraduate Library—the first joint development between the Division of Audio-Visual Services and the Prentice Computer Centre



Network News



Network facilities being shared by departments at the University of Queensland are managed by the Network Management Group within the Prentice Computer Centre. The group is responsible for day-to-day operation of the network, expansion work and providing information for long term planning. This story looks at the performance of the network during last year and examines some trends that have developed.

The University's Networks

For the benefit of readers who are not familiar with the technical details of the University's computer networks, let's start by taking a brief look at what networks are used at The University of Queensland.

UQnet

The name *UQnet* is used to refer to all the network facilities at The University of Queensland. Use of *UQnet*, *QUESTnet* and *AARNet* is funded by the

University—there are no fees charged to users for accessing these networks.

QUESTnet

The *UQnet* network has connections to other tertiary institutions in Queensland. The network formed by these connections is called *QUESTnet*. The map of Queensland below shows the *QUESTnet* connections around Queensland, to Townsville, Rockhampton and Toowoomba. *QUESTnet* also has lines in Brisbane linking QUT and Griffith University to

the network.

QUESTnet gives all the tertiary institutions in Queensland ready access to computer facilities at each other's sites. For example, administrative staff at James Cook University in Townsville can interrogate the QTAC database which resides at The University of Queensland.

At the bottom of the diagram is an arrow pointing to Melbourne. This arrow represents a line that connects *QUESTnet* to the Australia-wide network, *AARNet*.

AARNet

In May last year the Australian Academic and Research Network (*AARNet*) was commissioned. *AARNet* connects tertiary institutions in all Australian states to form a national network, as can be seen in the *AARNet* map on the next page. The centre of *AARNet* is Melbourne with lines connected to each state capital city. *QUESTnet* connects Queensland tertiary institutions to *AARNet*.

The *AARNet* connects to other international networks via a permanently leased satellite link from Melbourne to the west coast of the USA. From here, other parts of the world are accessible. This large international network (of which *AARNet* is a part) is called *The Internet*.

Network Growth during 1990

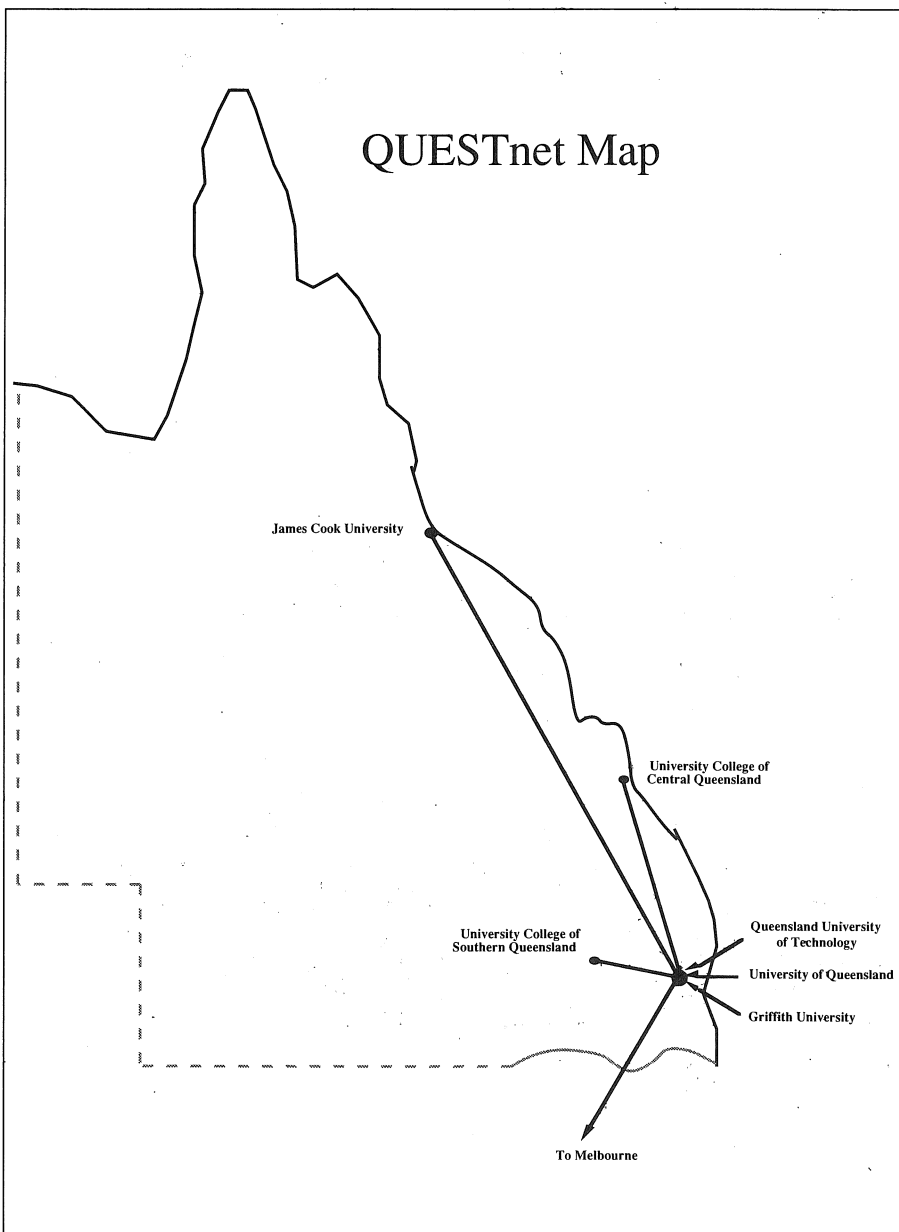
The network grew during 1990. Two factors indicated growth of the University's network:

- growth in the physical network
- growth in the traffic over a network.

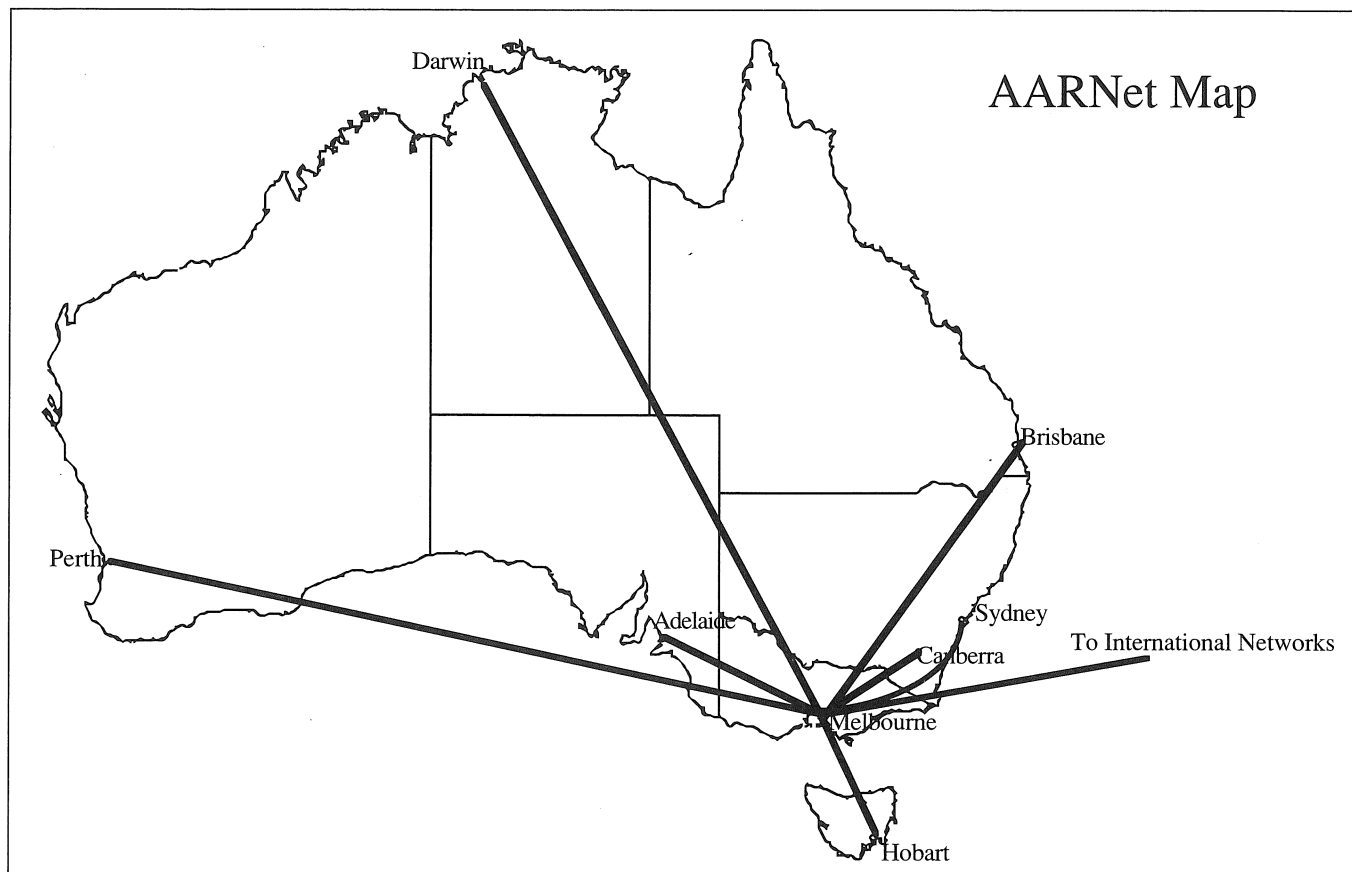
The Prentice Computer Center performs much of the network installation work for University departments. Records show a 38% increase this year on 1989 spending. It can be assumed that the physical network has experienced a similar level of growth in 1990.

Traffic over the network is measured on a monthly basis. It has experienced an exponential rise throughout 1990.


This trend is expected to continue into 1991. This emphasises the need for the installation of faster physical networks and higher performance computers.



AARNet Map



Access to UQ Library Catalog



Central computer users are able to access the University Library's on-line catalog via the campus network, *UQnet*.

Anyone on a UNIX system (e.g., Brolga), on a VMS system (e.g., UQVAX), or on UQVM can access the Library by entering:

telnet library

(Note: All commands on Brolga should be typed in **lower case**.)


If you are experience trouble getting through, it may be because of the Library's limited capacity. Wait a few minutes, then try again. When you are ready to disconnect from the Library, enter:

bye

You will be returned to your usual mainframe prompt.

Don't forget! If you are visiting another linked tertiary institution anywhere in the world, you can access the Library.

If you have queries concerning access to the Library's on-line catalog, pick up a brochure from the Library, or contact the **Help Desk** on **365 4116**.



Directory Services Introduced

From January 1991, the University community will have access to a directory containing information on thousands of tertiary employees throughout the world.

This information will include postal address, telephone and facsimile numbers, electronic mail addresses, and perhaps some hobbies, interests and skills. A photograph can even be included!

Never before has all this information been available in the one place. If you wanted to find out your colleague's electronic mail address, you had to telephone or write to the person requesting it.

Directory Services at The University of Queensland is the result of months of work by Network Engineering staff at the Prentice Computer Centre during 1990. It has been part of a world wide project involving 300 organisations from 14 countries. The project is being extended into 1991. The Prentice Centre will manage the project with participation from other Australian tertiary institutions.

It is now at your fingertips for you to use. All you need is a account on either of two of the central computers, UQVAX or Brolga.

Here's How...

Start Directory Services by entering:

ds

(Note: all commands on Brolga should be typed in **lower case**.)

If at any time you require help, press **H** to access the help menu. The easiest way to find information is

1. Press **S** for search; followed by the name of the person to search for; then press enter (i.e., **S** name <enter>).

The computer will provide a numbered list of all people of that name, plus more—just in case you can't spell!

2. Scroll through the list until you find the person you want.

3. Press the number of that entry to see information about that person.

The Help Menu will assist you with other Directory Services functions.

4. Once you have your information, press **Q** to quit Directory Services and return to the mainframe prompt.

New Services from Central Computing Services

The Phototypesetter and the Optical Character Reader (OCR)
were purchased on the recommendations of the Typesetting Working Party.

New Typesetter

In September the Prentice Computer Centre installed its new APS-6 laser phototypesetter.

When completed, the photosetter's overall configuration will involve two associated image-processors:

- (a) an APS-PS processor for managing files in PostScript format (such as those produced by popular word-processing and desktop publishing packages), and
- (b) an APS 55/250 processor for handling output in an alternative form suitable for the photosetter.

Currently, only the PostScript imager is available.

What is produced?

The final output from the photosetter is a high-quality 'bromide' (chemically-treated paper) which may be used as a master copy by a printer to produce prestigious printed material, for example, books, stationery (letterheads, business cards), and publications on more expensive paper. A bromide is also frequently used directly for impressive poster displays at conferences. (Where lesser quality only is expected, or for proof-reading purposes, the same file may be directed to a laser printer.)

Your typeset image will be the default A4 size unless you specify a page size in your file, or a form-type in your print request.

The A4 and A5 pages are rotated 90 degrees, as their length is less than the bromide's width (12 inches or 304.8mm). This saves on paper and is more economical for you.

What is available?

A variety of packages for producing files which might be directed finally to the photosetter exist on campus, for example,

Micro-systems: Pagemaker, QuarkXpress, Ventura, Latex, Word, WordPerfect, etc.

Brolga: troff (with eqn and tbl, but not pic), \TeX

IBM 3081: Script (DCF)
UQVAX: VaxDocument

How is the PostScript file sent to the typesetter?

Once the output file has been produced by the typesetting (wordprocessing) package, the technique for passing this file for typesetting depends on the machine on which it is produced.

Access the typesetter from the University's mainframe computers (UQVAX, BROLGA, and UQVM), or a Macintosh or IBM PC. Here are a few hints to start off.

UQVAX (VAX 6510, VMS operating system)

On UQVAX, either the PRINT or PSPRINT commands can be used. The queue needs to be specified as PSC\$PRINT.

On-line help for PSPRINT is available if you are ever unsure.

Brolga (SUN 4/470, UNIX operating system)

The typesetter is accessed from Brolga by entering the command relevant to the type of file you have. The commands are:

Postscript files:

\$ lpr -Paps myfile.ps

ASCII files:

\$ enscript -Paps myfile.txt

Troff files:

\$ tbl myfile.trf|eqn|ptroff -t -me|lpr -Paps

Latex files:

\$ latex myfile.tex
\$ dvips myfile.dvi|lpr -Paps

('aps' denotes the typesetter queue, and may be substituted by 'alw' or 'lps40' to select other laser printers.)

UQVM (IBM 3081, VM/CMS operating system)

UQVM users can invoke the PSPRINT command to obtain their typeset output. Note that you will have to add a queue switch (/QUEUE=PSC\$PRINT), to divert your job to the typesetter. All users are required to have a UQVAX account.

Macintosh

Macintosh users can print directly to the typesetter, by selecting Typesetter Queue in the Chooser. Users will need a connection to the campus Appletalk network and a UQVAX account. Your UQVAX user name must be selected in the Chooser.

IBM PC (and compatibles)

IBM PC users should upload the postscript file to the UQVAX via PCSA or Kermit and print it from there as normal. The only change will be the name of the printer queue. All users are required to have a UQVAX account.

How much?

A4 (210 x 297mm) (default)	\$2.93/page
A5 (148 x 210mm)	\$2.20/ page
A3 (297 x 420mm)	\$5.45 page
Overhead	\$1.08/job

When available?

You will be able to access the typesetter queue 24 hours every day. However, bromide needs to be developed (like a photograph) by the Computer Operators before it is available for collection. This will be done regularly throughout the day between 8.30 am and 10.00 pm, so you should never have to wait too long for your output.

Note: Current users of the typesetting program JUSTIF on the KL10 must continue to output to the Compugraphic 8400 CRT typesetter, since this program does not produce output files suitable for either image-processor in the new set-up.

In early 1991, a new typesetting package (TopText/TopSet/TopForm) will be installed on Brolga. This package can output to both the APS-PS processor and the APS 55/250 processor, and will become the public system to replace JUSTIF. More news about this after installation ...

Scanning

In November last year, the Prentice Computer Centre began an Optical Character Reading service. This service may save you hours of re-entering previously typed documents.

The Optical Character Reader (OCR) scans a typed document and enters the characters into the computer to produce a wordprocessing file or text file. Once imported into a wordprocessing package, the document can be edited and formatted, just as you do for any other wordprocessing file.

The OCR can also scan pictures such as photographs or graphs for you to include in your documents. Images can then be edited and resized for inclusion in your document.

This new service may save you valuable time in re-typing if your document is not available on disk (on PC or mainframe) or if your disk storing the document has been lost or corrupted, and a hard copy version is available!

Hints for best results

The speed and accuracy of the scanner depends on the quality of your document. Better quality documents will scan more quickly and accurately. Spell checking will be your responsibility.

For best results, your document should have no crossing out or any stray marks. Avoid folding the document.

The scanner will not read underlining when characters are in lower case, but reading the upper case characters is usually successful. Scanning italics, bolding, columns and tables works if columns are well spaced.

Documents printed on a dot matrix printer are not recommended as the characters are not read well by the OCR.

As for pictures, black and white images produce the best results.

The optimum sized paper is A4, but the scanner will also accept A5 and legal. Avoid A3 paper.

Remember, the better the quality of the document, the higher the accuracy will be when scanning. If in doubt about the quality of your document, bring it to us and we'll let you know.

Output

We can output your scanned document or picture to many formats on several destinations.

Formats for scanning text include ASCII, WordPerfect, Word, plus many more. Picture formats can be TIF, Paintbrush, GEM and many others.

The destination can be to any mainframe account or floppy disk.

Where to bring your document

You will need to complete a Run Request form for the OCR available at the Help Desk. We need to have detailed instructions of what you want scanned. The form gives us information to enable us to provide exactly what you want. Ask staff to help you complete the form if you do not understand what it is asking. Do

not leave questions unanswered. Bring the form and your document or image to the Help Desk in Room 212 (ground floor) of the Prentice Building, and leave it with us.

Scanning Charge

Scanning for University departments will be \$45/hour for operator time plus 25 cents per page. Other users will be charged \$65/hour plus 35 cents per page.


This price includes setup time, scanning, and transfer to output destination. Printing is not included.

Scanning may be expensive for a small amounts of text, but it is certainly economical for big ones and cheaper than re-entering!

Charging will be via a Request for Interdepartmental Services form (Store catalogue no. 12076) and must accompany the Run Request form. Cash is also accepted and payment is expected on collection of work.

Rough Guide

A 20 page document may cost you around \$20. This allows 20 minutes to setup the scanner for your document and transfer the file to your output format and destination, and 25 cents for each of the 20 pages. This is not a hard and fast rule, only a rough guide. Remember, the speed and accuracy of the scanner depend on the quality of your document.



This photograph of Kelli, our PC Lab Receptionist, was scanned using the Centre's OCR. The page was printed to the Centre's new typesetter.

The Big Computers

KL Days are numbered

1990 was the last full year of service for the University's oldest mainframe, the KL10.

The KL10 (a DEC KL1099 dual processor mainframe computer) was installed at the then Prentice Computer Centre in 1978.


The KL10 was always a popular machine. Packages like VG and SPSS gained immediate acceptance in the University community and contributed to the KL10's economic success.

Some twelve years later, the KL10 has been well and truly overtaken by advances in computing technology. As a result, the KL10's maintenance, operation and software costs can no longer be supported. The Prentice Computer Centre is retiring this machine in 1991.

During 1990, users of the KL10 have had to consider and plan alternative computing for 1991.

The Prentice Computer Centre has alternative mainframe computers such as the newly installed VAX 6510, the new Sun 4/470, or the IBM 3081. We also have popular software such as SPSS-X, Oracle, and SAS to facilitate moving user applications.

Many users have made the choice of moving to PC-based computing, an indication of the continuing popularity of microcomputers into the 1990s.



George Michaelson working at a multi-window station attached to UQnet, the campus network

Goodbye VAX 11/780, Hello Sun

In August 1990, the Prentice Computer Centre replaced the VAX 11/780 known as Brolga, with a new Sun 4/470 computer.

The VAX 11/780 computer had been in service at the University since 1982. It was the original of the VAX series of DEC computers.

When first introduced, the VAX 11/780 ran the VMS operating system, but more recently has been running under the more popular UNIX operating system.

In moving into more advanced technology and to provide a better central computing service, the Prentice Computer Centre decided to replace Brolga. After thorough investigations of alternate UNIX based computers by Central Computing

Services staff *Allan Woodland, Marek Krawus, Anthony Murdoch*, and ex-staff member *Greg Lehmann*, the choice was made to purchase the Sun 4/470. In comparison to the VAX 11/780, the Sun is faster, more powerful and the physical computer is much smaller and costs less to run. The Sun operates the Sun OS 4.1 UNIX system.

The replacement should prove to be a popular computing tool on and off the St Lucia campus.

The Sun is still referred to as Brolga to facilitate a smooth changeover for users.

The End of an Era—Farewell to the Card Reader

Perhaps you remember dropping a box of punched cards, then spending hours collecting the cards and sorting them into order.

Maybe this hasn't happened to you, but you have probably heard stories of others doing this. Well, this is unlikely to happen ever again at the Prentice Computer Centre.

The punched card reading service provided by the Prentice Computer Centre has been discontinued. The Card Reader which reads punched cards was unplugged on 31 May 1990.

The Card Reader was originally

connected to the KA mainframe computer in the early 1970s when punched cards were the main form of input to computers. In 1978, the KL Mainframe was installed to replace the KA and the Card Reader was transferred to the new mainframe.

The Card Reader allowed the reading of both punched and mark sense cards, primarily for batch processing jobs.

The advent of interactive computing, first via terminals to timesharing systems and later to standalone PCs, has made the punched card an item of historical interest.

We say this is the end of an era

because there are very few card readers left in Australia. Punched cards were used at the Centre for a quarter of a century so the removal of this service marks the end of an era in computing technology.

So what happened to the Card Reader?

The Prentice Computer Centre is creating a computer museum where the Card Reader will be on display. If you or your department have any old computing equipment you would like to donate to the museum, contact *Maralyn* on 365 4307.

Watch *The Prentice Bulletin* for more information on the computer museum.

The Little Computers

The PC Support Group Team

The Personal Computer Support Group is a team of people who assist the University community in the use of PCs and Macs. They are the first point of call for personal computer problems.



Consulting

The group's consulting team in 1990 was made up of *Alan Langdon*, *Bradley Vaughan*, and *Robert Verstandig*. Together, they supported many software packages all over campus. They helped solve problems, answered queries and gave advice.

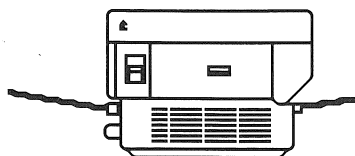
The team answered between 30 to 40 enquiries each day, both over the telephone and to clients who walked-in. They also looked after clients' projects. For example, the team can give you advice on implementing a computer system including possible sources of suppliers.

Call the PC Support Group with any computing enquiry on 365 4018.



Maintenance

The group's maintenance team in 1990 was made up of *Chris McCorley*, *Derek Browning*, *Trevor Brennan*, and *Robert Verstandig*. These four guys worked head down all day long repairing faulty computer equipment. They mainly repaired personal computers, printers, terminals, and modems. More than 500 pieces of equipment were repaired during 1990.



We can help you in 1991...

Fault Reporting

The PC Support Group has a telephone specifically for reporting hardware faults. The telephone is attended by an answering machine. Ring the number, leave a message about your faulty computer equipment, and we'll attend to you quickly. The number is **365 3938**

Computer Virus Checking



You think you may have a virus? You don't know what to do? The PC Support Group has Viruscan, an anti-virus program to detect and remove 241 viruses on your PC.

Buy this kit from the group for \$20 to look after your own hard and floppy disks or bring your floppy to us to check (\$3 for each floppy disk).

Shareware



A PC is set up specifically for Shareware in the PC Lab. Customers can select from 2121 Shareware programs.

Bring your own disk, or buy one in the PC Lab and copy programs to take back to your department or home.

You will only be charged \$3 for each disk you copy, plus \$2 for each hour you are in the PC lab for use of the shareware computer.



PCC Discounted Software Sales!

Don't forget! The Prentice Computer Centre offers discounted software to staff and students.

The PC Support Group's strong buying power attracts good deals with software suppliers. This means we can offer software discounts for our clients. Both staff and students can take advantage of this service.

Discounted software is supplied from Sourceware (suppliers of WordPerfect), and Microsoft. Both supply various wordprocessing, graphics, database, spreadsheet, utility and communication products. We also subscribe to PC-SIG Shareware. More than one thousand software packages are available for both IBM compatible and Macintosh Personal Computers.

Below is a selection of popular products you can buy from the Prentice Computer Centre. Telephone 365 4018 if you are interested.

For IBM PC & Compatibles

WordPerfect	\$170
DrawPerfect	\$170
Microsoft Word 5.0	\$150
Microsoft Word for Windows	\$210
Microsoft Excel for Windows	\$210
Microsoft Works	\$90
Microsoft QuickBASIC	\$60
Microsoft QuickC	\$70
Borland Quattro Pro	\$175
Borland Turbo Pascal 5.5	\$120
Borland Turbo C++	\$160
Borland Paradox Academic Edition (database)	\$195
Borland Sidekick (desk management)	\$105
Borland Sprint (wordprocessing)	\$160

For Apple Macintosh

Microsoft Word 4.0	\$133
Microsoft Excel	\$210
Microsoft Works	\$143
Microsoft Powerpoint	\$165
Borland Turbo Pascal Mac 1.1	\$95
Borland Turbo Pascal Tutor Mac	\$76
Borland Pascal Database Toolbox Mac	\$100
Borland Pascal Numeric Toolbox Mac	\$100
Borland Sidekick Mac (desk management)	\$100

Many of these packages are available in Lab Packs (for group users). If you are interested in these, please telephone for prices. Enquiries about discounted software may be directed to the PC Support Group on 365 4018.

What we've done in Information Technology Services

Information Technology Services has a team of analysts and programmers who design and develop software packages for specific needs. It also provides data entry and typesetting services. Here are some of our achievements in 1990:

- We've completed the development of a PC-based touch screen higher education information system for the International Development Program of Australian Universities and Colleges (IDP). The system is now operational in several of IDP's Asian offices and is being used enthusiastically by potential overseas students.
- We've developed a postscript based computer system for IDP which produces an information booklet listing tertiary courses offered in Australia. Courses are grouped by area of interest and institution with graphical symbols used to represent the various levels at which courses are offered.
- We were involved as consultants to several Government and quasi-government departments, for example, for tender evaluations and information technology planning and reviews.
- We've continued to provide the Queensland Tertiary Administration Centre (QTAC) with support for their computer system.
- We've bought 60 personal computers for the PC Lab after a long process of analysing the lab's needs and choosing from what is on the market to suit these needs.
- We've provided ongoing programming support for University departments and Administration.
- We've analysed results of survey questionnaires using statistical analysis packages.
- We've provided a data entry service to the University community both on and off the St Lucia campus.
- We produced 12 issues of The Prentice Bulletin.
- We've continued to provide a typesetting service to the University community.

Training Courses in 1990

During 1990, almost 100 courses were offered.
More than 1000 participants indicates the popularity of these courses.

The Prentice Computer Centre has two full-time staff members devoted to presenting computer training courses and providing post-course support.

These two positions are centrally funded by the University so this enables the Prentice Computer Centre to provide free training courses to staff and postgraduate students in 1990.

Some courses are introductory and are aimed at participants with little or no computing experience. Such courses are offered for the mainframe operating systems (VAX/VMS, VM/CMS and UNIX) and PC/MSDOS for personal computers.

Other courses are in the use of packages which are popular with researchers and administrators in areas such as statistics, text-processing and database management. Examples of the packages taught in these kind of courses are SPSS-X, WordPerfect, and dBase III.

Two new courses were introduced in 1990 whilst others were revised.

Participants gain hands-on experience in all courses. Enrolments are limited to ensure this, but courses are held frequently to minimise waiting time.

Training saw a new venue during the year. The teaching rooms were moved from the huts behind the Physics building to refurbished rooms on Level 3 of the Prentice Building.

Course schedules are distributed in advance to departments; they are advertised in The Prentice Bulletin; and they are kept on-line on the mainframe computers. To view a course schedule on-line enter one of the following commands:

for UQVAX users:	COURSE
for UQVM users:	COURSES
for BROLGA users:	MAN COURSES
for UQKL10 users:	HELP COURSE



Expo-Uni Involvement

The Prentice Computer Centre was one of the many departments involved in Expo-Uni from 31 August to 1 September 1990.

The Centre's theme was *Computers in Support*, to reflect the computing service provided by the Prentice Computer Centre for teaching and research at The University of Queensland, on and off the St Lucia campus.

Computer Centre staff planned several exhibits for Expo-Uni and gave their time in preparing and staffing the event. Here's what visitors saw at the Prentice Computer Centre:

Virus Checker. Visitors brought along their diskettes to have them scanned for a computer virus. Most people breathed a sign of relief to find their disk was clear, but yes—we did find the odd virus and successfully killed it.

PC Repair. So what does go on when your computer goes in for repair? Visitors were able to see diagnostic equipment analysing faulty computers. Maintenance staff were at the scene repairing computers with explanations to interested onlookers.

High-speed Plotters. Personal computers were plotting colour geometrical representations of mathematical equations. This was a fascinating display to see the plotting pens moving so quickly over the huge sheets of paper. At the end of each day, the plots were snapped up by visitors eager to retain a memento of their visit to Expo-Uni.

Life expectancy. Visitors were invited to provide personal details so that a computer could predict their likely life expectancy.

Historical display. A record of early computing through to modern day technology was on display. Visitors were interested to see how computers have become smaller, faster, and smarter over the years.

The exhibits were very well attended, with many people still visiting the Prentice Computer Centre at 9.00 pm on the last night.


Interest stemmed from people of all ages. Computing seems to retain its appeal to almost everyone year after year.

Looking to 1991

The Centre will concentrate on the challenge to produce valuable student oriented services during 1991. Many plans are already underway for 1991 at The Prentice Centre.

Alan Coulter returns as Director of the Prentice Centre on 1 February 1991 after two years of secondment at The University of Queensland Downtown.

Read on to see what we're planning for 1991!



Amalgamation with DAVS


The biggest change will be from the Prentice Computer Centre to The Prentice Centre.

The Prentice Computer Centre has amalgamated with the Division of Audio-Visual Services. The organisation will be known as The Prentice Centre from 1 January 1991.

Many changes will be internal to the organisation and will be transparent to outsiders. However, the University community will observe many changes. Hopefully clients will find The Prentice Centre to be a valuable technological resource centre during 1991.

Turn to Page 3 for a more information on the amalgamation.

This issue of Prentice Revisited will be the last publication produced by the Prentice Computer Centre. Future newsletters will be produced by The Prentice Centre.



PC Lab for Students

1991 will be the first new year where students to the University can come to the PC Lab and use a computer.


The lab has 60 personal computers available for use. Forty of these are IBM compatible computers, with the other 20 being Macintosh computers.

Students can hire these computers on an individual basis. Alternatively, departments may book either of two tutorial rooms each with 16 computers on a casual or temporary basis. One tutorial room houses IBM compatibles, whilst the

other contains Macintosh computers. The PC Lab is now taking bookings for 1991.

Users will have access to popular wordprocessing, graphics and spreadsheet software. Output is available to laser printers.

The PC Lab is open during semester between 8.30 am and 10.30 pm Monday to Friday. During semester breaks, hours are 8.30 am to 4.30 pm.



AARNet National Directory Services Project

Directory Services is now in place at The University of Queensland. Users can access information about colleagues such as postal address, telephone and facsimile numbers, and personal information including hobbies and memberships.


However, users can only access other institutes also with a directory. There are many institutes in Australia yet to set up a directory.

The Australian Academic Research Network (AARNet) has granted \$80,000 to The Prentice Centre for a pilot project to set up directories at other Australian institutes.

The Prentice Centre and AARNet will manage the project with participation from the University of Adelaide, the University of Sydney, Monash University and the CSIRO Division of Information Technology.



The pilot project should be completed by the end of 1991. Eventually, all Australian institutes will have their own directory. Users here at The University of Queensland will be able to then access colleagues at any institute in Australia.



Medical School Interactive Video Teaching System

The Prentice Centre is involved in a pilot project to set up a video teaching system for the Medical School in 1991.

Funding of \$25,000 was given to the Medical School for the project. Nothing like this has ever been set up at The University of Queensland.

The pilot project will consist of a link between two lecture rooms on campus. At each end will be a camera, a television monitor, a computer, and a control unit.

Students can be in either lecture room and receive the one lecture.


Both lecturer and students will be on camera. The lecturer will be visible by students in the remote lecture room on a television monitor. Remote students will be visible by the lecturer also on a television monitor.

Presentation material such as teaching slides (text, pictures, X-rays) will be transferred to the remote lecture theater over a computer network and displayed on a computer screen.

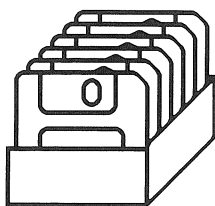
The pilot project should be completed mid-1991.

Ultimately, the interactive video teaching system will be set up between lecture theatres at the Royal Brisbane Hospital, the Princess Alexandra Hospital, the Mater Hospital and the Greenslopes Repatriation Hospital.

The interactive video teaching system will allow students to gain more hospital time through the saving of time spent travelling to central lecture theatres around Brisbane.



continued on page 12...



Wordprocessing Courses for undergraduates


The Prentice Centre will be offering wordprocessing courses to Undergraduate students throughout 1991. Staff and postgraduate students are also welcome to attend.

The aim of these wordprocessing courses will be to show students enough wordprocessing commands to produce an assignment and print it on a laser printer.

The package used for these courses will be Microsoft Works. Works is an easy-to-use and affordable program students can learn quickly and purchase for their home computers.

Emphasis will be on paragraph styles for references and quotes, type sizes, faces and styles, endnotes, and tables.

The courses will be held in the PC Lab where students will be able to return at a later date to use the same model computer to produce their assignments and other course work.



New Computers installed early in 1991

The Prentice Centre will install new computers to replace two of three computers in its VAX cluster by mid-January 1991. The new computers are being installed to meet Administration's increased computing needs (e.g., new payroll and student system). Processing was becoming too slow with the existing computers. The new computers will cut down the time taken to do big processing jobs such as the payroll.


The three computers which make up the cluster are UQVAX, UQADM and UQEVE.

The VAX 8550 affectionately known around campus as *UQVAX*, will be replaced with the VAX 6000 Model 510. UQVAX is the University's primary

mainframe computer for teaching and research.

Administration's computer, *UQADM* (VAX 8650) is managed by the Centre. It will be replaced with the VAX 6000 Model 520.

The third computer in the cluster is Administration's Microvax 3400, known as *UQEVE*. This computer will not be replaced.




All new computers will continue to be known as UQVAX, UQADM and UQEVE. In fact, most of the changes involved will be transparent to campus users.

One transparent change will be the installation of the latest version of the operating system.

The change users will notice will be the increased speed in computing. UQVAX users may notice almost double the speed of processing. UQADM users may notice an increase in processing of up to 5 times.

More good news is two new laser printers will be installed. Administration staff will have access to another LPS-40 laser printer. For general use around campus will be an LPS-20 laser printer. Its attraction is its capability to print on both sides of the paper.

Extra disks and cartridges are also being installed for greater storage and backup.




The Prentice Centre Shop

The Prentice Centre is going to have a shop open to University departments, staff and students.

Audio-Visual supplies will be on sale. Photographic supplies, including film, batteries and bulb will be available. Audio cassettes and video cassettes may also be purchased.

Computing products will be available. Customers will be able to purchase software and floppy diskettes in the shop.

Vendors will have computers and




other computing equipment on display. Buyers will not longer have to run around town to see choose computers. They will be able to see many types and models of computers in the shop then go to the supplier of their choice to purchase the equipment.

Plans are underway to have the shop running by Orientation week.

Leo Howard involvement

The Prentice Centre will be proudly involved with the Leo Howard Vacation School in January 1991. Students will come to the Centre for a presentation which will introduce students to the Centre's services and facilities. Included will be hands-on experience with a personal computer followed by a tour of the Computer Centre.

Leo Howard created his vacation school for secondary students who are high achievers to give students a taste of University life.



Orientation Week plans

The Prentice Computer Centre has always been part of Orientation Week, and 1991 will be no exception. In a one hour session, students will discover how The Prentice Centre services can benefit them. Emphasis will be on the Centre's new PC Lab where students can hire a personal computer for their coursework needs. Students will be given hands-on experience in the PC Lab to whet their appetites.

